



FBHVN-0920-F



R410A

Non Inverter

High Static
Ducted Unit



R410A

Indoor Unit (Single Skin Ducted Type)

Outdoor Model



FBHN80/100HBV1X



FBHN125/150HBV1C



FBVN200H2BY1C



FBVN250/300H2BY1C



FBVN300/350H3BY1C



FBVN400/500H4BY1C



FBVN450H3BY1C



FBVN600H4BY1X



FBVN750H5BY1X



RHN80HMHTY1X



RVN100/125/150HMHTY1C

Product Features

● R410A : Ozone-friendly Refrigerant

R410A refrigerant has no chlorine content which do not contribute to the depletion of ozone layer.

● Changeable Drive Package

Non-standard external static pressure and air flow requirement can be sized by changing the factory fitted drive package (for belt driven model only).



● Anti-corrosion Evaporator

R410A ducted blower H-series come standard with hydrophilic coating fin to ensure optimum system effectiveness and durability.

● Part Load Operation

The modular unit configuration allows units to operate under partial load condition to meet the required cooling capacity. When any unit is on standby for maintenance or repair, the other condensing units continue to function to cool the premise.

● High Efficiency Scroll Compressor

R410A ducted blower H-series is powered by highly energy efficient and reliable scroll type compressor, offering user the vital advantage of quiet operation and efficient cooling.

● Excellent Thermal Barrier

(applicable for double skin ducted type only)

- All the frameworks are insulated with 1 inch double skin PU insulation panel to create a thermal barrier between the internal and external surfaces.
- The Polyurethane foam (PU) create the optimum insulation performance and rigidity.

● User Friendly Wired Controller

(optional controller for single skin ducted type only)

- Wired controller is supplied together with ducted blower H-series based on project request.
- The wired controller offers wide range of control features including temperature setting, timer, self diagnosis error code display and more.



Single Condenser system
(three fan speed controller)

DSLM8



Single Condenser system
(single fan speed controller)

BRC51A64



Multi Condenser System

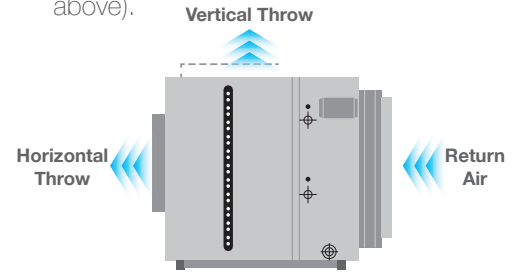
BRC51C61

● Air Filter (Optional)

- Washable type AAF filter is supplied as optional accessories.
- AAF filter is a lightweight filter which is easy to install, and has the high dust holding capacity to improves the quality of indoor air.









● Indoor Air Throw Direction

The choices of vertical and horizontal air throw make it versatile to various architectural design (125,000 Btu/hr and above).



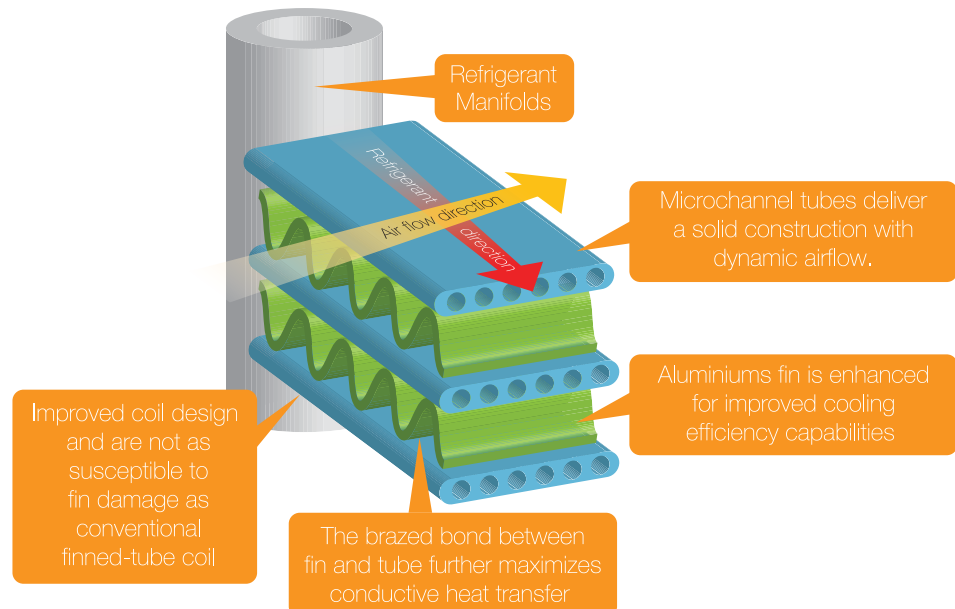
● Safety Features

- Built in internal overload protection for compressor.
- High and low pressure protection.
- Phase sequencer to detect for any wrong phase and phase loss during installation and operation.

Indoor Unit (Double Skin Ducted Type)		Outdoor Model
 FBDHN80/100HV1X	 FBDHN300H3Y1X	 RHN80HMHTY1X
 FBDHN125/150HY1X	 FBDHN350H3Y1X	
 FBDHN200/250/300H2Y1X	 FBDHN400/500H4Y1X	 RVN100/125/150HMHTY1C

● Microchannel Heat Exchanger (MCHX)

- Microchannel Heat Exchanger (MCHX) utilizes whole aluminium coils with multiple flat microchannel tubes through which refrigerant flow.
- As air travels perpendicular to the refrigerant flow, it provides more contact surface area with microchannel tube, therefore increasing the heat transfer performance.



● Features of Microchannel Heat Exchanger (MCHX)

- Resistant to galvanic corrosion due to similar properties of material (aluminium) used in the construction of the heat exchanger.
- The total piping length can be extended up to 75 meters, and offers more flexibility in system design.
- Easy handling due to compact design of microchannel tube and light weight of aluminium.
- Reduce refrigerant charge thanks to its compact design of microchannel heat exchanger.
- Robust and easy to clean by using high pressurized water.

R410A High Static Ducted Type (Single Skin)

MODEL	INDOOR UNIT		FBHN80HBV1X	FBHN100HBV1X	FBHN125HBY1C	FBHN150HBY1C	
	OUTDOOR UNIT		RHN80HMHTY1X	RVN100HMHTY1C	RVN125HMHTY1C	RVN150HMHTY1C	
NOMINAL COOLING CAPACITY	Btu/hr		80,000	100,000	125,000	150,000	
	W		23,447	29,308	36,635	43,962	
NOMINAL TOTAL INPUT POWER	W		7,100	10,000	11,350	14,800	
NOMINAL RUNNING CURRENT - 1 ϕ [3 ϕ]	A		[12.5]	[17.1]	[19.7]	[28.7]	
EER	Btu/hr / W		11.27	10.00	11.01	10.14	
POWER SOURCE	V/Ph/Hz		380-415 / 3 / 50				
REFRIGERANT TYPE/ CONTROL	R410A / INDOOR TXV + CAPTUBE						
EXTERNAL STATIC PRESSURE (W/O FILTER)	Pa (in.wg)		145 / 0.58	175 / 0.7	200 / 0.8	200 / 0.8	
AIR FLOW	l/s / CFM		1,086 / 2,300	1,416 / 3,000	1,770 / 3,750	2,124 / 4,500	
SOUND PRESSURE LEVEL (MEASURED IN SOUND ROOM)	dBA		52	55	53	56	
UNIT DIMENSION - HxWxD	INDOOR UNIT	mm	553 x 1402 x 605			776 x 1,540 x 850	
	OUTDOOR UNIT	mm	929 x 1235 x 496	1,067 x 880 x 880	1,067 x 980 x 980		
UNIT WEIGHT	INDOOR UNIT	kg	83			159	
	OUTDOOR UNIT	kg	111	135	157	177	
COPPER PIPE SIZE	LIQUID	mm/in	12.7 / 1/2	12.7 / 1/2	12.7 / 1/2	15.88 / 5/8	
	GAS	mm/in	22.23 / 7/8	25.4 / 1.0	28.58 / 1-1/8	34.93 / 1-3/8	

MODEL	INDOOR UNIT		FBVN200H2BY1C	FBVN250H2BY1C	FBVN300H2BY1C	FBVN300H3BY1C	FBVN350H3BY1C
	OUTDOOR UNIT		RVN100HMHTY1C X 2	RVN125HMHTY1C X 2	RVN150HMHTY1C X 2	RVN100HMHTY1C X 3	RVN125HMHTY1C X 2
NOMINAL COOLING CAPACITY	Btu/hr		200,000	250,000	300,000	300,000	350,000
	W		58,617	73,271	87,925	87,925	102,579
NOMINAL TOTAL INPUT POWER	W		19,700	23,880	30,520	29,710	34,550
NOMINAL RUNNING CURRENT- 1 ϕ [3 ϕ]	A		[35.1]	[40.6]	[58.7]	[52.60]	[60.4]
EER	Btu/hr / W		10.15	10.47	9.83	10.10	10.13
POWER SOURCE	V/Ph/Hz		380-415 / 3 / 50				
REFRIGERANT TYPE/ CONTROL	R410A / INDOOR TXV + CAPTUBE						
EXTERNAL STATIC PRESSURE (W/O FILTER)	Pa (in.wg)		225 / 0.9	300 / 1.2	300 / 1.2	300 / 1.2	300 / 1.2
AIR FLOW	l/s / CFM		2,832 / 6,000	3,540 / 7,500	4,248 / 9,000	4,248 / 9,000	4,956 / 10,500
SOUND PRESSURE LEVEL (MEASURED IN SOUND ROOM)	dBA		61	63	66	66	66
UNIT DIMENSION - HxWxD	INDOOR UNIT	mm	885 x 1,794 x 850		1,231 x 1,766 x 1,069		1,486 x 2,022 x 1,069
	OUTDOOR UNIT	mm	(1,067 x 880 x 880) x 2	(1,067 x 980 x 980) x 2	(1,166 x 980 x 980) x 2	(1,067 x 880 x 880) x 3	1,067 x 880 x 880 (1,067 x 980 x 980) x 2
UNIT WEIGHT	INDOOR UNIT	kg	196		323	337	431
	OUTDOOR UNIT	kg	135 x 2	157 x 2	177 x 2	135 x 3	135 157 x 2
COPPER PIPE SIZE	LIQUID	mm/in	12.7 / 1/2	12.7 / 1/2	15.88 / 5/8	12.7 / 1/2	12.7 / 1/2
	GAS	mm/in	25.4 / 1.0	28.58 / 1-1/8	34.93 / 1-3/8	25.4 / 1.0	25.4 / 1.0 28.58 / 1-1/8

MODEL	INDOOR UNIT		FBVN400H4BY1C	FBVN450H3BY1C	FBVN500H4BY1C	FBVN600H4BY1X	FBVN750H5BY1X	
	OUTDOOR UNIT		RVN100HMHTY1C X 4	RVN150HMHTY1C X 3	RVN125HMHTY1C X 4	RVN150HMHTY1C X 4	RVN150HMHTY1C X 5	
NOMINAL COOLING CAPACITY	Btu/hr		400,000	450,000	500,000	600,000	750,000	
	W		117,233	131,887	146,542	175,850	219,812	
NOMINAL TOTAL INPUT POWER	W		39,330	45,930	49,990	61,620	78,640	
NOMINAL RUNNING CURRENT- 1 ϕ [3 ϕ]	A		[70.2]	[89.3]	[85.6]	[118.9]	[152.1]	
EER	Btu/hr / W		10.17	9.80	10.00	9.74	9.54	
POWER SOURCE	V/Ph/Hz		380-415 / 3 / 50					
REFRIGERANT TYPE/ CONTROL	R410A / INDOOR TXV + CAPTUBE							
EXTERNAL STATIC PRESSURE (W/O FILTER)	Pa (in.wg)		310 / 1.24	330 / 1.32	390 / 1.56	390 / 1.56	430 / 1.72	
AIR FLOW	l/s / CFM		5,664 / 12,000	6,372 / 13,500	7,080 / 15,000	8,496 / 18,000	10,620 / 22,500	
SOUND PRESSURE LEVEL (MEASURED IN SOUND ROOM)	dBA		66	68	68	70	71	
UNIT DIMENSION - HxWxD	INDOOR UNIT	mm	1,486 x 2,174 x 1,336			1,918 x 2,174 x 1,775	2,197 x 2,174 x 1,775	
	OUTDOOR UNIT	mm	(1,067 x 880 x 880) x 4	(1,166 x 980 x 980) x 3	(1,067 x 980 x 980) x 4	(1,166 x 980 x 980) x 4	(1,166 x 980 x 980) x 5	
UNIT WEIGHT	INDOOR UNIT	kg	488		533	580	899	946
	OUTDOOR UNIT	kg	135 x 4	177 x 3	157 x 4	177 x 4	177 x 5	
COPPER PIPE SIZE	LIQUID	mm/in	12.7 / 1/2	15.88 / 5/8	12.7 / 1/2	15.88 / 5/8	15.88 / 5/8	
	GAS	mm/in	25.4 / 1.0	34.93 / 1-3/8	28.58 / 1-1/8	34.93 / 1-3/8	34.93 / 1-3/8	

1. DUE TO PRODUCT INNOVATION, ALL SPECIFICATION ARE SUBJECTED TO CHANGE BY THE MANUFACTURER WITHOUT PRIOR NOTICE

2. ALL UNITS ARE BEING TESTED AND COMPLY TO ISO 13253

3. NOMINAL COOLING CAPACITY ARE BASED ON THE CONDITIONS BELOW :

COOLING - 26.7°C DB / 19.4°C WB INDOOR AND 35°C DB / 23.9°C WB OUTDOOR.

4. SOUND PRESSURE LEVELS ARE MEASURED IN ANECHOIC CHAMBER. DURING ACTUAL OPERATION, SOUND PRESSURE LEVEL WILL HIGHER AS A RESULT OF ROOM SPECIFICATION CONDITION.

5. THE RUNNING CURRENT MEASURED AT SITE MAY VARY FROM THE SPECIFICATIONS STATED

6. FOR DIFFERENT INDOOR/OUTDOOR AIR THROW, KINDLY REFER TO OUR NETWORK DEVELOPMENT EXECUTIVES / REPRESENTATIVES

R410A High Static Ducted Type (Double Skin)

MODEL	INDOOR UNIT		FBDHN80HV1X	FBDHN100HV1X	FBDHN125HY1X	FBDHN150HY1X	
	OUTDOOR UNIT		RHN80HMHTY1X	RVN100HMHTY1C	RVN125HMHTY1C	RVN150HMHTY1C	
NOMINAL COOLING CAPACITY	Btu/hr		80,000	100,000	125,000	150,000	
	W		23,447	29,308	36,635	43,962	
NOMINAL TOTAL INPUT POWER	W		7,100	10,000	11,315	14,753	
NOMINAL RUNNING CURRENT- 1ø [3ø]	A		[12.50]	[17.10]	[19.62]	[28.6]	
EER	Btu/hr / W		11.27	10.00	11.05	10.17	
POWER SOURCE	V/Ph/Hz		380-415 / 3 / 50				
REFRIGERANT TYPE/ CONTROL	R410A / INDOOR TXV + CAPTUBE						
EXTERNAL STATIC PRESSURE (W/O FILTER)	Pa (in.wg)		145 / 0.58	175 / 0.70	200 / 0.80	200 / 0.80	
AIR FLOW	l/s / CFM		1,086 / 2,300	1,416 / 3,000	1,770 / 3,750	2,124 / 4,500	
SOUND PRESSURE LEVEL (MEASURED IN SOUND ROOM)	dB(A)		52	55	53	55	
UNIT DIMENSION- HxWxD	INDOOR UNIT	mm	632 x 1,438 x 730			842 x 1,588 x 973	
	OUTDOOR UNIT	mm	929 x 1,235 x 496	1,067 x 880 x 880	1,067 x 980 x 980	1,166 x 980 x 980	
UNIT WEIGHT	INDOOR UNIT	kg	99	99	179	179	
	OUTDOOR UNIT	kg	111	135	157	177	
COPPER PIPE SIZE	LIQUID	mm/in	12.7 / 1/2	12.7 / 1/2	12.7 / 1/2	15.88 / 5/8	
	GAS	mm/in	22.23 / 7/8	25.40 / 1.0	28.58 / 1-1/8	34.93 / 1-3/8	

MODEL	INDOOR UNIT		FBDHN200H2Y1X	FBDHN250H2Y1X	FBDHN300H2Y1X	FBDHN300H3Y1X	
	OUTDOOR UNIT		RVN100HMHTY1C X 2	RVN125HMHTY1C X 2	RVN150HMHTY1C X 2	RVN100HMHTY1C X 3	
NOMINAL COOLING CAPACITY	Btu/hr		200,000	250,000	300,000	300,000	
	W		58,617	73,271	87,925	87,925	
NOMINAL TOTAL INPUT POWER	W		19,775	24,363	30,618	29,808	
NOMINAL RUNNING CURRENT- 1ø [3ø]	A		[35.24]	[41.47]	[58.89]	[52.83]	
EER	Btu/hr / W		10.11	10.26	9.80	10.06	
POWER SOURCE	V/Ph/Hz		380-415 / 3 / 50				
REFRIGERANT TYPE/ CONTROL	R410A / INDOOR TXV + CAPTUBE						
EXTERNAL STATIC PRESSURE (W/O FILTER)	Pa (in.wg)		225 / 0.9	300 / 1.20	300 / 1.20	300 / 1.20	
AIR FLOW	l/s / CFM		2,832 / 6,000	3,540 / 7,500	4,248 / 9,000	4,248 / 9,000	
SOUND PRESSURE LEVEL	dB(A)		58	60	63	63	
UNIT DIMENSION- HxWxD	INDOOR UNIT	mm	932 x 1,770 x 950	1,282 x 1,770 x 1,170			
	OUTDOOR UNIT	mm	(1,067 x 880 x 880) x 2	(1,067 x 980 x 980) x 2	(1,166 x 980 x 980) x 2	(1,067 x 880 x 880) x 3	
UNIT WEIGHT	INDOOR UNIT	kg	218	356	342	342	
	OUTDOOR UNIT	kg	135 x 2	157 x 2	177 x 2	135 x 3	
COPPER PIPE SIZE	LIQUID	mm/in	12.7 / 1/2	12.7 / 1/2	15.88 / 5/8	12.7 / 1/2	
	GAS	mm/in	25.40 / 1.0	28.58 / 1-1/8	34.93 / 1-3/8	25.40 / 1.0	

MODEL	INDOOR UNIT		FBDHN350H3Y1X		FBDHN400H4Y1X	FBDHN500H4Y1X
	OUTDOOR UNIT		RVN100HMHTY1C	RVN125HMHTY1C X 2	RVN100HMHTY1C X 4	RVN125HMHTY1C X 4
NOMINAL COOLING CAPACITY	Btu/hr		350,000		400,000	500,000
	W		102,579		117,233	146,542
NOMINAL TOTAL INPUT POWER	W		34,630		39,401	50,069
NOMINAL RUNNING CURRENT- 1ø [3ø]	A		[60.57]		[70.36]	[85.74]
EER	Btu/hr / W		10.11		10.15	9.99
POWER SOURCE	V/Ph/Hz		380-415 / 3 / 50			
REFRIGERANT TYPE/ CONTROL	R410A / INDOOR TXV + CAPTUBE					
EXTERNAL STATIC PRESSURE (W/O FILTER)	Pa (in.wg)		300 / 1.2		310 / 1.24	390 / 1.56
AIR FLOW	l/s / CFM		4,955 / 10,500		5,710/12,000	7,135/15,000
SOUND PRESSURE LEVEL	dB(A)		63		64	65
UNIT DIMENSION- HxWxD	INDOOR UNIT	mm	1,540 x 2,020 x 1,170		1,540 x 2,170 x 1,370	1,540 x 2,170 x 1,370
	OUTDOOR UNIT	mm	1,067 x 880 x 880	(1,067 x 980 x 980) x 2	(1,067 x 880 x 880) x 4	(1,067 x 980 x 980) x 4
UNIT WEIGHT	INDOOR UNIT	kg	462		523	614
	OUTDOOR UNIT	kg	135	157 x 2	135 x 4	157 x 4
COPPER PIPE SIZE	LIQUID	mm/in	12.7 / 1/2		12.7 / 1/2	12.7 / 1/2
	GAS	mm/in	25.40 / 1.0	28.58 / 1-1/8	25.40 / 1.0	28.58 / 1-1/8

- 1) DUE TO PRODUCT INNOVATION, ALL SPECIFICATIONS ARE SUBJECT TO CHANGE BY THE MANUFACTURER WITHOUT PRIOR NOTICE.
- 2) ALL UNITS ARE BEING TESTED AND COMPLY TO ISO 13253
- 3) NOMINAL COOLING CAPACITY ARE BASED ON THE CONDITIONS BELOW :
COOLING - 26.7 °C DB/ 19.4 °C WB INDOOR AND 35°C DB/ 23.9 °C WB OUTDOOR
- 4) SOUND PRESSURE LEVELS ARE MEASURED IN ANECHOIC CHAMBER. DURING ACTUAL OPERATION, SOUND PRESSURE LEVEL WILL HIGHER AS A RESULT OF ROOM SPECIFICATION CONDITION.
- 5) THE RUNNING CURRENT MEASURED AT SITE MAY VARY FROM THE SPECIFICATIONS STATED
- 6) FOR DIFFERENT INDOOR/OUTDOOR AIR THROW, KINDLY REFER TO OUR NETWORK DEVELOPMENT EXECUTIVES/ REPRESENTATIVES.

www.daikin.com.my

DAIKIN MALAYSIA SALES & SERVICE SDN. BHD.

198301014326 (109719-M)

Call Centre: 1300-88-DAIKIN(324546)

Email: sales_enquiry@daikin.com.my, customer_service@daikin.com.my

- Branches:
- Kedah Tel: 04-730 5670
 - Penang Tel: 04-331 1670
 - Perak Tel: 05-548 2307
 - Negeri Sembilan Tel: 06-768 8969
 - Melaka Tel: 06-288 1133
 - Johor Tel: 07-557 7788
 - Pahang Tel: 09-567 6778
 - Kelantan Tel: 09-747 4578
 - Sabah Tel: 088-722 194
 - Sarawak Tel: 082-333 299

Authorized dealer: